



# GAMING KEYBOARD

INSTRUCTION MANUAL

ADXA0419



# Contents

---

<b>Safety Warnings</b> .....	<b>3</b>
<b>Unpacking</b> .....	<b>4</b>
<b>System Requirements</b> .....	<b>4</b>
<b>Function Keys</b> .....	<b>5</b>
<b>Backlight Effect</b> .....	<b>6</b>
<b>Hints and Tips</b> .....	<b>7</b>
<b>Specifications</b> .....	<b>7</b>

# Safety Warnings

---

- Read all the instructions carefully before using the unit and keep them for future reference.
- Retain the manual. If you pass the unit onto a third party, make sure to include this manual.
- Do not disassemble the keyboard or remove any parts.
- Do not immerse the keyboard in water or any liquid.
- Do not use the keyboard close to heat sources or expose to high temperatures.
- Do not use the keyboard where strong electromagnetic waves are present. Strong electromagnetic waves will cause damage to the keyboard.
- Keep the keyboard away from direct sunlight, moisture, dirt or abrasive chemical products (cleaning products etc).

**Thank you** for purchasing your new product.

We recommend that you spend some time reading this instruction manual in order that you fully understand all the operational features it offers. You will also find some hints and tips to help you resolve any issues.

Read all the safety instructions carefully before use and keep this instruction manual for future reference.

## Unpacking

---

Remove all items from the packaging. Retain the packaging. If you dispose of it please do so according to local regulations.

The following items are included:

- Gaming keyboard

## System Requirements

---








**Operating Systems:** Microsoft® Windows® 7 / 8 / 10


**Hardware:** 1 available USB port






# Function Keys

The keyboard has shortcut function keys\* which can be used as shortcuts when using the keyboard.

To access these functions, press the **FN** Key and the desired key together.

	Start the default <b>Media Player</b> programme.
	<b>Decrease</b> the Volume
	<b>Increase</b> the Volume
	<b>Mute</b> sound
	<b>Stop</b> playback
	Back to <b>previous</b> track
	<b>Play/pause</b> track







	Go to <b>next</b> track
	Start the default <b>Web browser</b> and load the <b>Home Web page</b>
	Start the default <b>e-mail</b> programme.
	<b>Lock</b> all keys
	Open <b>Calculator</b>


\* Not all functions are available, depending on your operating system.

# Backlight Effect

---

To access these functions, press the **FN** Key and the desired key together.

	Adjust the backlight flashing speed.
	Switch the backlight on/off.
	Change the backlight effect.
	Adjust the backlight brightness.



## Hints and Tips

---

- Make sure the USB plug is fully plugged into a USB port and the computer is on or try to use a different USB port.
- If the unit is not working properly, re-insert the USB plug into the USB port.

## Specifications

---

<b>Model</b>	ADXA0419
<b>Dimensions (L x W x H)</b>	442 x 141 x 40 mm
<b>Net Weight</b>	936.4 g

Features and specifications are subject to change without prior notice.



The symbol on the product or its packaging indicates that this product must not be disposed of with your other household waste. Instead, it is your responsibility to dispose of your waste equipment by handing it over to a designated collection point for the recycling of waste electrical and electronic equipment. The separate collection and recycling of your waste equipment at the time of disposal will help conserve natural resources and ensure that it is recycled in a manner that protects human health and the environment.

For more information about where you can drop off your waste for recycling, please contact your local authority, or where you purchased your product.

Windows is a registered trademark of Microsoft Corporation in the United States and other countries.

All trademarks are the property of their respective owners and all rights are acknowledged.



DSG Retail Ltd. (co. no. 504877)  
1 Portal Way, London, W3 6RS, UK

EU Representative  
DSG Retail Ireland Ltd (259460)  
3rd Floor Office Suite  
Omni Park SC, Santry, Dublin 9, Republic of Ireland

IB-ADXA0419-190723V1