

FIREPOWER

M15

GAMING MOUSE

INSTRUCTION MANUAL

ADX M1525




ADXC 

Contents

Safety Warnings	3
Product Overview	4
RGB Light Settings	5
DPI Settings	6
System Requirements	6
Hints and Tips	6
Specifications	7

Safety Warnings

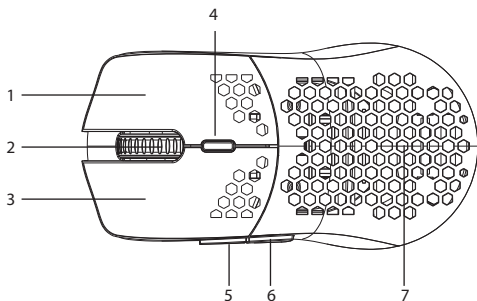
- Read all the instructions carefully before using the unit and keep them for future reference.
- Retain the manual. If you pass the unit onto a third party, make sure to include this manual.
-  Never point the optical sensor towards the face, particularly the eyes, to avoid possible injury.
- While the mouse is functioning, the optical light is visible to the naked eye. Avoid looking directly into the emitter hole while the mouse is active.
- This product has no serviceable parts. Use of controls or adjustments of procedures other than the Instruction Manual may result in danger.

Thank you for purchasing your new product.

We recommend that you spend some time reading this instruction manual in order that you fully understand all the operational features it offers. You will also find some hints and tips to help you resolve any issues.

Read all the safety instructions carefully before use and keep this instruction manual for future reference.

Product Overview



1. Right Button

2. Scroll Wheel

3. Left Button

4. DPI Button

Press to adjust the dpi resolution.

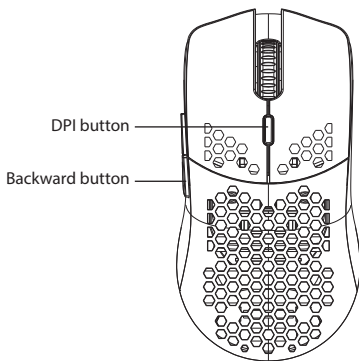
5. Forward Button

6. Backward Button

7. RGB Light Indicator

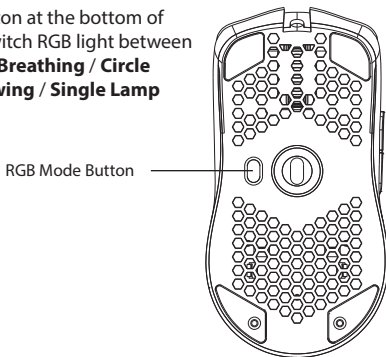
RGB Light Settings

- Press **Backward/Forward** button and then **DPI** button to select the **RGB** light between **Stream** / **Single Colour Breathing** / **Circle Breathing** / **Static** / **Flowing** / **Single Lamp Flowing** mode.



Top View of the Unit

- Press the RGB mode button at the bottom of the unit repeatedly to switch RGB light between **Stream** / **Single Colour Breathing** / **Circle Breathing** / **Static** / **Flowing** / **Single Lamp Flowing** mode.



Bottom View of the Unit

DPI Settings

Press the **DPI** button on the mouse to select desired DPI resolution. The indicator will flash in different colour to indicate the corresponding DPI resolution.

RGB Light Indicator Colour	DPI
Red	1200
Orange	1800
Yellow	2400
Green	4000
Blue	5600
Purple	7200

System Requirements

Operating Systems: Microsoft® Windows® 10 / 11

Hardware: 1 available USB A port

Hints and Tips

- Make sure the USB plug is fully plugged into a USB port and the computer is on or try to use a different USB port.
- If the mouse is moving erratically, change the working surface which the mouse is operating on.
- If the unit is not working properly, re-insert the USB plug into the USB port.

Specifications

Model	ADX1525
Operation Systems	Microsoft® Windows® 10 / 11
Resolution	1200 / 1800 / 2400 / 4000 / 5600 / 7200
Dimension (L × W × H)	128.7 × 67.3 × 38.4 mm
Net Weight	105 g

Features and specifications are subject to change without prior notice.

Currys.co.uk

All the support you need.

Whether it's a tech emergency or you need plain good advice, we're always on hand to help.

UK: 0344 561 1234

IRE: 0818 810575

Partmaster
CO.UK

Visit
Partmaster.
co.uk

today for the easiest way to buy electrical spares and accessories. With over 1 million spares and accessories available we can deliver direct to your door the very next day. Visit www.partmaster.co.uk or call 0344 800 3456 (UK customers only). Calls charged at National Rate.



The symbol on the product or its packaging indicates that this product must not be disposed of with your other household waste. Instead, it is

your responsibility to dispose of your waste equipment by handing it over to a

designated collection point for the recycling of waste electrical and electronic equipment. The separate collection and recycling of your waste equipment at the time of disposal will help conserve natural resources and ensure that it is recycled in a manner that protects human health and the environment.

For more information about where you can drop off your waste for recycling, please contact your local authority, or where you purchased your product.

Windows is a registered trademark of Microsoft Corporation in the United States and other countries.

All trademarks are the property of their respective owners and all rights are acknowledged.

Currys Group Limited (co. no. 504877)
1 Portal Way, London, W3 6RS, UK

EU Representative

Currys Ireland Limited (259460)
3rd Floor Office Suite
Omni Park SC, Santry, Dublin 9, Republic of Ireland